

- Anodized aluminum extruded profile
- PVC end caps with increased UV resistance
- High efficiency semi-transparent or opal PC diffuser
- Stainless steel mounting clip and hanger part

P W Product & Power Options

Product Name	Light Color	Input Voltage (V)	Power (W)	Luminous Flux (lm)	Length (L) (mm)	Weight (kg)
LLTMS60	WW-NW-CW	220-240V AC	7	915	631	0,7
LLTMS60	WW-NW-CW	220-240V AC	21	2.660	631	0,7
LLTMS120	WW-NW-CW	220-240V AC	16	2.080	1231	1,2
LLTMS120	WW-NW-CW	220-240V AC	35	4.550	1231	1,2
LLTMS160	WW-NW-CW	220-240V AC	24	3.120	1631	1,5
LLTMS160	WW-NW-CW	220-240V AC	42	5.450	1631	1,5

*Power and Lumen values provided are based off of a "cold white (CW) LED".

C Light Color Options

● WW: Warm White	3000K	● R: Red	625nm
● NW: Natural White	4000K	● G: Green	525nm
● CW: Cold White	6500K	● B: Blue	465nm
		● A: Amber	590nm

*Different colors are optional

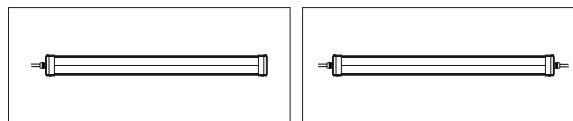
J Junction Options



01: Cable

02: IP Socket


K Cable Direction Options



01: Single Entry

03: Dual end exit and entry

U Upper Cover Options



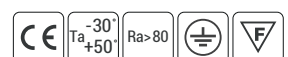
01: Diffused

02: Transparent



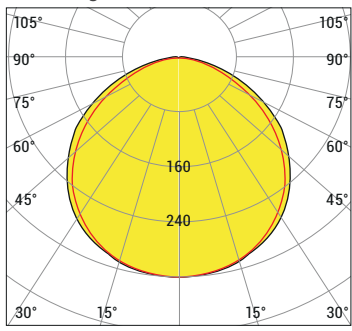
Order Code

P . W . C . J . K . U



Product Diagrams

Polar Diagram



Conical Diagram

H (mt)	\emptyset (m)	E _{max} (lx)
0.5	1.70	5762
1.0	3.41	1440
1.5	5.11	640
2.0	6.82	360
2.5	8.52	230
3.0	10.23	160

LLTMS 120 CW 35W 220V AC IP54

Control System Options

Color Type	PWM	INV PWM	DMX	DALI	0-10V DC	TRIAC
WW-NW-CW						
R,G,B,A						
RGB						
RGBA/W						
RGB DMX						
WHITE DMX						



YDA Dalaman Airport, Muğla