

- Min. 20 micron anodized aluminum extruded profile.
- Stainless connectors.
- PVC end caps with UV protection.
- Transparent or diffused polycarbonate top cover with UV protection
- Cooling capacity up to 36 W/m
- Suitable for surface mounting

P W Product & Power Options

Product Name/LED Quantity	Light Color	Input Voltage (V)	Power (W/mt)	Luminous Flux (lm)	Weight (kg)
LLKP60LED	WW-NW-CW	24V DC	24	2.533	0,30
LLKP90LED	WW-NW-CW	24V DC	36	3.631	0,30

*Power and Lumen values provided are based off of a coverless product with cold white (CW) LED.

C Light Color Options

● WW: Warm White	3000K	● R: Red	625nm
● NW: Natural White	4000K	● G: Green	525nm
● CW: Cold White	6500K	● B: Blue	465nm
		● A: Amber	590nm

*Different colors are optional


J Junction Options



01: Cable (side output)

02: IP Socket (side output)

U Upper Cover Options




0: Coverless (IP20)

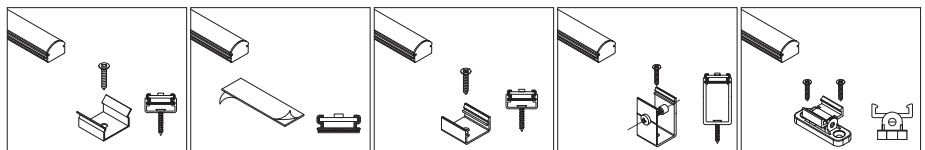
01: Diffused (IP40/IP66)

02: Transparent (IP40/IP66)

I IP Protection Class



M Mounting Options



01: Steel Clip

02: Double-Sided Tape

03: Aluminum Clip


04: Aluminum Clip (tall)

05: Angled Clip



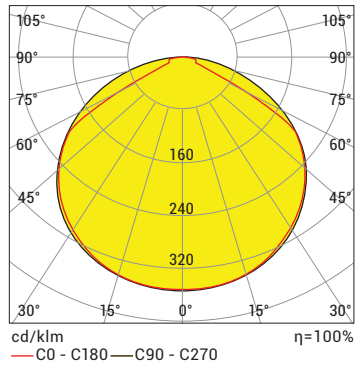
Order Code

P . W . C . J . U . I . M

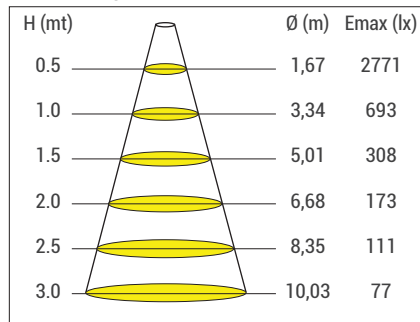


Product Diagrams

Polar Diagram



Conical Diagram



LLKP 60LED 24W CW 120D 24V DC IP20

Control System Options

Color Type	PWM	INV PWM	DMX	DALI	0-10V DC	TRIAC
WW-NW-CW	•			•	•	
R,G,B,A	•			•	•	
RGB						
RGBA/W						
RGB DMX						
WHITE DMX						

