

- Chrome coated, grey or white PC frame
- Electrostatic powder painted, cathoporesis coating aluminum injection body
- Polycarbonate luminaire glass
- Stainless connector
- Underwater cable joint
- H07RNF rubber cable
- IP68 air valve

P W Product & Power Options

Product Name	Light Color	Input Voltage (V)	Power (W)	Luminous Flux (lm)	Weight (kg)
CG512	WW-NW-CW	220-240V AC	14	1.550	1,75
CG518	WW-NW-CW	220-240V AC	21	2.805	1,75
CG518	RGB	24V DC	26	-	1,75
CG518-DMX	RGBW	24V DC	24	-	1,75

Power and Lumen values provided are based off of a lensless product with cold white (CW) LED. It may vary according to the desired colour.

C Light Color Options

● WW: Warm White 3000K	● R: Red 625nm	● RGB
● NW: Natural White 4000K	● G: Green 525nm	● RGBW
● CW: Cold White 6500K	● B: Blue 465nm	● RGBW
	● A: Amber 590nm	● RGBA

*Different colours are optional

O Lens Options




XN: Extra Narrow Angle

N: Narrow Angle

W: Wide angle

XW: Without lens

K Cable Direction Options



09: Single bottom entry

10: Entry and exit on the cover*

* Only for DC options

U Upper Piece Options



15: Chrome coated spot frame

16: Plastic spot frame white

17: Plastic spot frame in grey



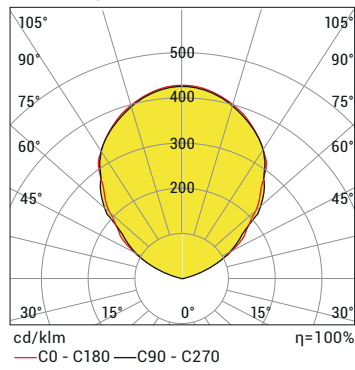
Order Code

P . W . C . O . K . U . M



Product Diagrams

Polar Diagram

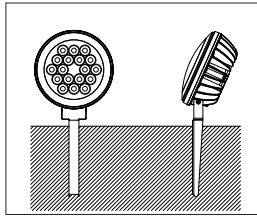


Conical Diagram

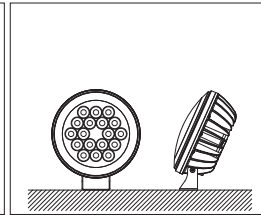
H (mt)	Ø (m)	E _{max} (lx)
3,0	6,64	121
2,5	5,53	174
2,0	4,43	272
1,5	3,32	483
1,0	2,21	1087
0,5	1,11	4349

CG5 P18 CW 120D 23W 220VAC IP67

M Mounting Options



13: Pole Mounting

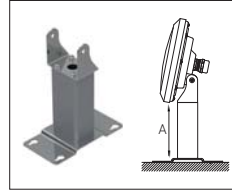


14: Screw Mounting

Additional Piece Option



Reflector



34: 5cm
35: 10cm
36: 20cm
Stand extension pieces

Control System Options

Color Type	PWM	INV PWM	DMX	DALI*	0-10V DC*	TRIAC
WW-NW-CW	•	•		•	•	
R,G,B,A	•	•		•	•	
RGB	•	•				
RGBA/W		•				
RGB DMX			•			
WHITE DMX			•			

*DALI and 0-10V applicable only in DC input

Product Code	Voltage (V DC)	Control Systems	Cable Core Quantity		
			Mono	RGB	RGB W/A
CG518	24	PWM	2x	4x	-
	12-24	ON/OFF	2x	-	-



Park Living Homes, İzmir